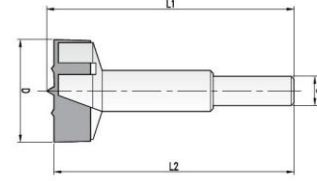
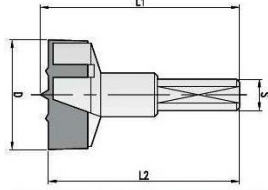




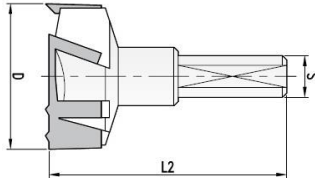
Brocas metalduro para dobradiça - corte direito e corte esquerdo



D	L2	L1	S	Z	V	Ref. RH	HW Ref. LH
L1 = 57,5 mm							
15	55,5	57,5	10x26	2	2	A190.015.112.10	A190.015.012.10
16	55,5	57,5	10x26	2	2	A190.016.112.10	A190.016.012.10
18	55,5	57,5	10x26	2	2	A190.018.112.10	A190.018.012.10
20	55,5	57,5	10x26	2	2	A190.020.112.10	A190.020.012.10
22	55,5	57,5	10x26	2	2	A190.022.112.10	A190.022.012.10
24	55,5	57,5	10x26	2	2		A190.024.012.10♦
25	55,5	57,5	10x26	2	2	A190.025.112.10	A190.025.012.10
26	55,5	57,5	10x26	2	2	A190.026.112.10	A190.026.012.10
28	55,5	57,5	10x26	2	2	A190.028.112.10	A190.028.012.10
30	55,5	57,5	10x26	2	2	A190.030.112.10	A190.030.012.10
32	55,5	57,5	10x26	2	2		A190.032.012.10♦
34	55,5	57,5	10x26	2	2	A190.034.112.10	
35	55,5	57,5	10x26	2	2	A190.035.112.10	A190.035.012.10
38	55,5	57,5	10x26	2	2	A190.038.112.10	A190.038.012.10
40	55,5	57,5	10x26	2	2	A190.040.112.10	A190.040.012.10
L1 = 70,0 mm							
15	68	70	10x26	2	2	A190.015.170.10	A190.015.070.10
18	68	70	10x26	2	2	A190.018.170.10	♦
20	68	70	10x26	2	2	A190.020.170.10	A190.020.070.10
25	68	70	10x26	2	2	A190.025.170.10	A190.025.070.10
30	68	70	10x26	2	2	A190.030.170.10	A190.030.070.10
35	68	70	10x26	2	2	A190.035.170.10	A190.035.070.10
40	68	70	10x26	2	2		A190.040.070.10♦
L1 = 77,0 mm							
18	75	77	10x26	2	2	A190.018.177.10	♦ A190.018.077.10♦
20	75	77	10x26	2	2	A190.020.177.10	♦
25	75	77	10x26	2	2	A190.025.177.10	A190.025.077.10
30	75	77	10x26	2	2	A190.030.177.10	A190.030.077.10
35	75	77	10x26	2	2	A190.035.177.10	A190.035.077.10

D	L2	L1	S	Z	V	Ref. RH	HW Ref. LH
L1 = 92 mm							
15	90	92	10x30	2	2	A192.015.112.10	A192.015.012.10 ♦
16	90	92	10x30	2	2	A192.016.112.10	A192.016.012.10 ♦
18	90	92	10x30	2	2	A192.018.112.10	
20	90	92	10x30	2	2	A192.020.112.10	A192.020.012.10 ♦
22	90	92	10x30	2	2	A192.022.112.10	A192.022.012.10 ♦
24	90	92	10x30	2	2	A192.024.112.10	A192.024.012.10 ♦
25	90	92	10x30	2	2	A192.025.112.10	A192.025.012.10 ♦
26	90	92	10x30	2	2	A192.026.112.10	A192.026.012.10 ♦
28	90	92	10x30	2	2	A192.028.112.10	A192.028.012.10 ♦
30	90	92	10x30	2	2	A192.030.112.10	A192.030.012.10 ♦
32	90	92	10x30	2	2	A192.032.112.10	A192.032.012.10 ♦
34	90	92	10x30	2	2	A192.034.112.10	
35	90	92	10x30	2	2	A192.035.112.10	A192.035.012.10 ♦
38	90	92	10x30	2	2	A192.038.112.10	A192.038.012.10 ♦
40	90	92	10x30	2	2	A192.040.112.10	A192.040.012.10 ♦
45	90	92	10x30	2	2	A192.045.112.10	A192.045.012.10 ♦
50	90	92	10x30	2	2	A192.050.112.10	
L1 = 122 mm							
50	120	122	16	2	2	A192.050.120.16	
55	120	122	16	2	2	A192.055.120.16	
60	120	122	16	2	2	A192.060.120.16	

Brocas metalduro para dobradiça

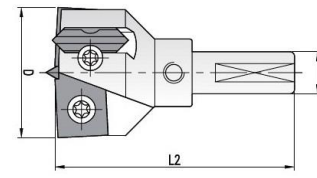


D	L2	S	Z	V	Ref. RH	HW Ref. LH
25	55,5	10x26	3	3	A191.025.112.10	A191.025.012.10
30	55,5	10x26	3	3	A191.030.112.10	A191.030.012.10
35	55,5	10x26	3	3	A191.035.112.10	A191.035.012.10
Acessórios						
Dim.						Ref.
Perno de afinação - (DIN916)						M5x10 705.103
Perno especial de afinação -						M5x17 705.180

Sem centralizador, permitindo grande aproximação à face revestida.



Porta-lâminas para dobradiça - com pastilhas reversíveis

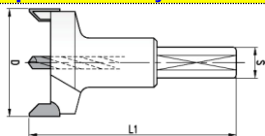


D	L2	S	Z	V	Ref. RH	HW Ref. LH
25	55,5	10x26	2	2	A254.025.312.10	A254.025.212.10
26	55,5	10x26	2	2	A254.026.312.10	A254.026.212.10
30	55,5	10x26	2	2	A254.030.312.10	A254.030.212.10
35	55,5	10x26	2	2	A254.035.312.10	A254.035.212.10

Acessórios - Piezas de recambio

	D	Dim.	Ref.
Lâmina - Cuchilla	25	10,5x12x1,5	750.200
	26	11x12x1,5	750.209
	30	13x12x1,5	750.202
	35	15,7x12x1,5	750.203
Parafuso Torx - Tornillo Torx		M3,5x5	705.352
		M3,5x6,5	705.350
Vincador - Precortador		18x6x3,5	795.102
Parafuso Torx - Tornillo Torx		M3,5x6	705.312.06
Centralizador - Punto centrador		Ø3x33,5	795.101
Perno - Tornillo (DIN 916)		M6x6	705.583
Perno de afinação - Tornillo de ajuste (DIN 916)		M5x10	705.103
Chave em T - Llave allen		SW3	706.153
Chave Torx - Llave Torx		T15	706.302

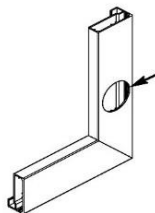
Brocas metalduro para dobradiça-Portas c/aro de alumínio



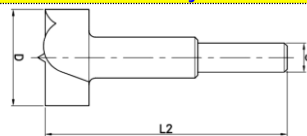
D	L1	S	Z	HW Ref.
26	70	10x26	2	A189.026.170.10
35	70	10x26	2	A189.035.170.10

Acessórios

	Dim.	Ref.
Perno de afinação -	(DIN916) M5x10	705.103
Broca central -		A201.004.130.94
Perno -	(DIN 916) M5x5	705.102



Broca com cabeça cilíndrica



D	L2	S	Z	V	SP Ref.
10	120	13x50	2	2	A214.010.112.13
12	120	13x50	2	2	A214.012.112.13
14	125	13x50	2	2	A214.014.112.13
15	125	13x50	2	2	A214.015.112.13
16	125	13x50	2	2	A214.016.112.13
18	130	13x50	2	2	A214.018.112.13
20	130	13x50	2	2	A214.020.112.13
22	130	13x50	2	2	A214.022.112.13
24	135	13x50	2	2	A214.024.112.13
25	135	13x50	2	2	A214.025.112.13
26	135	13x50	2	2	A214.026.112.13
28	135	13x50	2	2	A214.028.112.13
30	140	13x50	2	2	A214.030.112.13
32	140	16x50	2	2	A214.032.112.16
34	140	16x50	2	2	A214.034.112.16
35	145	16x50	2	2	A214.035.112.16
36	145	16x50	2	2	A214.036.112.16
38	145	16x50	2	2	A214.038.112.16
40	150	16x50	2	2	A214.040.112.16
45	150	16x50	2	2	A214.045.112.16
50	150	16x50	2	2	A214.050.112.16